

(I)(a) STATEMENT SHOWING SHAREHOLDING PATTERN

Name of the Company: UTKAL SOAP PRODUCTS LTD.

Scrip Code: Name of the Scrip:

Class of security:

Quarter Ended: 31/03/2015

Page: 1

| Partly paid-up shares:- | No. of partly paid-up shares | As a % of total no. of partly paid-up shares | As a % of total no. of shares of the company |
|-------------------------|------------------------------|--|--|
|-------------------------|------------------------------|--|--|

Held by promoter/promoter group

Held by public
Total - D

| Outstanding convertible securities:- | No. of outstanding securities | As a % of total no. of outstanding convertible securities | As a % of total no. of shares of the company, assuming full conversion of the convertible securities |
|--------------------------------------|-------------------------------|---|--|
|--------------------------------------|-------------------------------|---|--|

Held by promoter/promoter group

Held by public
Total - E

| Warrants:- | No. of warrants | As a % of total no. of warrants | As a % of total no. of shares of the company, assuming full conversion of warrants |
|------------|-----------------|---------------------------------|--|
|------------|-----------------|---------------------------------|--|


Held by promoter/promoter group

Held by public
Total - F

| | |
|---|---------|
| Total paid-up capital of the company, assuming full conversion of warrants and convertible securities | 2250000 |
|---|---------|



| Category Code | Category of Shareholders | Number of shareholders | Total number of shares | Number of shares held in Demat Form | As a % of (A+B) | As a % of (A+B+C) | Number of Pledged shares | As a percentage |
|---------------|--|------------------------|------------------------|-------------------------------------|-----------------|-------------------|--------------------------|--------------------|
| (i) | (ii) | (iii) | (iv) | (v) | (vi) | (vii) | (viii) | (ix)=(viii/iv*100) |
| (A) | Total Shareholding of Promoter & Promoter Group | | | | | | | |
| (1) | Indian | | | | | | | |
| (a) | Individual/HUF | Nil | Nil | Nil | Nil | Nil | Nil | Nil |
| (b) | Central Govt. / State Govt. | Nil | Nil | Nil | Nil | Nil | Nil | Nil |
| (c) | Bodies Corporate | 1 | 1435800 | 235800 | 63.813 | 63.813 | Nil | Nil |
| (d) | Fin. Institutions / Bank | Nil | Nil | Nil | Nil | Nil | Nil | Nil |
| (e) | Any Other | Nil | Nil | Nil | Nil | Nil | Nil | Nil |
| | Sub-Total of (A)(1) | 1 | 1435800 | 235800 | 63.813 | 63.813 | Nil | Nil |
| (2) | Foreign | | | | | | | |
| (a) | Individuals (NRIs/Foreign) | Nil | Nil | Nil | Nil | Nil | Nil | Nil |
| (b) | Bodies Corporate | Nil | Nil | Nil | Nil | Nil | Nil | Nil |
| (c) | Institutions | Nil | Nil | Nil | Nil | Nil | Nil | Nil |
| (d) | Qualified Foreign Investors | Nil | Nil | Nil | Nil | Nil | Nil | Nil |
| (e) | Any Other | Nil | Nil | Nil | Nil | Nil | Nil | Nil |
| | Sub-Total of (A)(2) | Nil | Nil | Nil | Nil | Nil | Nil | Nil |
| | Shareholding of Promoter & Promoter Group (A) = A1+A2 | 1 | 1435800 | 235800 | 63.813 | 63.813 | Nil | Nil |
| (B) | Public Shareholding | | | | | | | |
| (1) | Institutions | | | | | | | |
| (a) | Mutual Funds / UTI | Nil | Nil | Nil | Nil | Nil | NA | NA |
| (b) | Fin. Institutions / Banks | Nil | Nil | Nil | Nil | Nil | NA | NA |
| (c) | Central Govt. / State Govt. | Nil | Nil | Nil | Nil | Nil | NA | NA |
| (d) | Venture Capital | Nil | Nil | Nil | Nil | Nil | NA | NA |
| (e) | Insurance Company | Nil | Nil | Nil | Nil | Nil | NA | NA |
| (f) | Foreign Inst. Investors | Nil | Nil | Nil | Nil | Nil | NA | NA |
| (g) | Foreign VC Investors | Nil | Nil | Nil | Nil | Nil | NA | NA |
| (h) | QFI - Corporate | Nil | Nil | Nil | Nil | Nil | NA | NA |
| (i) | Any Other | Nil | Nil | Nil | Nil | Nil | NA | NA |
| | Sub-Total (B)(1) | Nil | Nil | Nil | Nil | Nil | NA | NA |
| (2) | Non-Institutions | | | | | | | |
| (a) | Bodies Corporate | 3 | 1100 | Nil | 0.049 | 0.049 | NA | NA |
| (b) | Individuals | | | | | | | |
| | i. Individual Shareholders Holding Nominal Share Upto Rs.1 Lakh | 391 | 60900 | 4050 | 2.707 | 2.707 | NA | NA |
| | ii. Individual Shareholders Holding Nominal Share greater than Rs.1 Lakh | 23 | 752200 | 102200 | 33.431 | 33.431 | NA | NA |
| (c) | QFI - Individual | Nil | Nil | Nil | Nil | Nil | NA | NA |
| (d) | Any Other | Nil | Nil | Nil | Nil | Nil | NA | NA |
| | Sub-Total (B)(2) | 417 | 814200 | 106250 | 36.187 | 36.187 | NA | NA |
| | Total Public Shareholding (B) = (B)(1) + (B)(2) | 417 | 814200 | 106250 | 36.187 | 36.187 | NA | NA |
| | TOTAL (A)+(B) | 418 | 2250000 | 342050 | 100.000 | 100.000 | Nil | Nil |
| (C) | Shares held by Custodians And against which DRs have been issued | Nil | Nil | Nil | Nil | Nil | NA | NA |
| (1) | Promoter and Promoter group | Nil | Nil | Nil | Nil | Nil | NA | NA |
| (2) | Public | Nil | Nil | Nil | Nil | Nil | NA | NA |
| | GRAND TOTAL (A)+(B)+(C) | 418 | 2250000 | 342050 | 100.000 | 100.000 | Nil | Nil |



UTKAL SOAP PRODUCTS LTD.

(I)(b) Statement showing holding of securities (including shares, warrants, convertible securities) of persons belonging to the category [Promoter & Promoter Group] As on 31/03/2015

Page: 1


| Sri. Name of the shareholder | Details of Shares Held | | Encumbered shares(%) | | | Details of warrants | | Details of Convertible Securities | | Total shares (including underlying shares assuming full conversion of warrants and convertible securities) as a % of diluted share capital | |
|-------------------------------|------------------------|-----------------------------------|-------------------------------|-----------------|--|-------------------------|--|---------------------------------------|--|--|-------|
| | Number of Shares held | As a % of grand total (A)+(B)+(C) | Number of Pledged Shares held | As a percentage | As a % of grand total (A)+(B)+(C) of sub-clause (I)(a) | Number of Warrants held | As a % of total warrants of the same Class | Number of convertible securities held | % r. t. total number of convertible securities of the same class | | |
| (i) | (ii) | (iii) | (iv) | (v) | (vi)=(v)/(iii)*100 | (vii) | (viii) | (ix) | (x) | (xi) | (xii) |
| 1. YASH RAJ BIOTECHNOLOGY LTD | 1435800 | 63.813 | 0 | 0.000 | 0.000 | 0 | 0.000 | 0 | 0.000 | 63.813 | |
| TOTAL | 1435800 | 63.813 | 0 | 0.000 | 0.000 | Nil | Nil | Nil | Nil | 63.813 | |



UTKAL SOAP PRODUCTS LTD.

(D)(c)(1) Statement showing holding of securities (including shares, warrants, convertible securities) of persons belonging to the category (PUBLIC) and holding more than 1.000(%) of the total number of shares as on 31/03/2015

| Sr.L. Name(s) of the shareholder | Number of Shares held | Shares as a percentage of total shares (i.e., Grand Total (A)+(B)+(C) indicated in Statement at para (I)(a) above) | Details of Warrants | | Details of convertible securities | | Total shares (including underlying shares assuming full conversion of warrants and convertible securities) as a % of diluted share capital |
|------------------------------------|-----------------------|--|-------------------------|--------------------------|---------------------------------------|---|--|
| | | | Number of Warrants held | As a % of total warrants | Number of convertible securities held | % r.t. total number of convertible securities of the same class | |
| 1. ALPESH PRAGJI BHANUSHALI | 50000 | 2.222 | 0 | 0.000 | 0 | 0.000 | 2.222 |
| 2. ANKIT MOHANLAL BHANUSHALI | 30000 | 1.333 | 0 | 0.000 | 0 | 0.000 | 1.333 |
| 3. ARUNA FARESH BHANUSHALI | 25000 | 1.111 | 0 | 0.000 | 0 | 0.000 | 1.111 |
| 4. CHHAYA VINOD BHANUSHALI | 35000 | 1.556 | 0 | 0.000 | 0 | 0.000 | 1.556 |
| 5. DATTYANTI PRAGJI BHANUSHALI | 32000 | 1.422 | 0 | 0.000 | 0 | 0.000 | 1.422 |
| 6. KANUJI VISHRAM BHANUSHALI MANGE | 50000 | 2.222 | 0 | 0.000 | 0 | 0.000 | 2.222 |
| 7. MAYANA MOHAN DATTA | 50000 | 2.222 | 0 | 0.000 | 0 | 0.000 | 2.222 |
| 8. NIRAJ MOHAN DATTA | 36000 | 1.689 | 0 | 0.000 | 0 | 0.000 | 1.689 |
| 9. RAJESH UTAARSHI MANGE | 25000 | 1.111 | 0 | 0.000 | 0 | 0.000 | 1.111 |
| 10. RAJIV CHANDRAKANT KHOKHANI | 35000 | 1.556 | 0 | 0.000 | 0 | 0.000 | 1.556 |
| 11. RAMESH JAGJIVANDAS PATEL | 50000 | 2.222 | 0 | 0.000 | 0 | 0.000 | 2.222 |
| 12. SATISH MILJI BHANUSHALI | 50000 | 2.222 | 0 | 0.000 | 0 | 0.000 | 2.222 |
| 13. SHANTAREN DAYARAM DATTA | 45000 | 2.000 | 0 | 0.000 | 0 | 0.000 | 2.000 |
| 14. SNEHA RAMESH PATEL | 25000 | 1.111 | 0 | 0.000 | 0 | 0.000 | 1.111 |
| 15. VAINKUTH P. BHANUSHALI | 40000 | 1.778 | 0 | 0.000 | 0 | 0.000 | 1.778 |
| 16. VINOD VAINKUTH BHANUSHALI | 50000 | 2.222 | 0 | 0.000 | 0 | 0.000 | 2.222 |
| TOTAL | 630000 | 28.000 | Nil | Nil | Nil | Nil | 28.000 |




UTKAL SOAP PRODUCTS LTD.

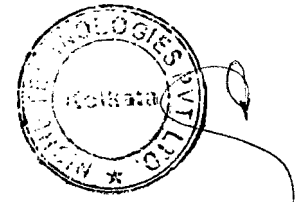
(I)(c)(ii) Statement showing holding of securities (including shares, warrants, convertible securities) of persons (together with PAC) belonging to the category [PUBLIC] and holding more than 5.000(%) of the total number of shares of the company as on 31/03/2013

Page: 1

| Srl. Name(s) of the shareholder and the Persons Acting in Concert (PAC) with them | Number of Shares held | Shares as a percentage of total number of shares (i.e., Grand Total (A)+(B)+(C) indicated in Statement at para (I)(a) above) | Details of Warrants Number As a % of total Warrants number held of warrants of the same Class | | Details of convertible Securities Number of convertible securities held | | Zw.r.t. total number of convertible securities of the same class | Total shares (including underlying shares assuming full conversion of warrants and convertible securities) as a % of diluted share capital |
|---|-----------------------|--|--|-----|--|-----|--|--|
| 1. | Nil | Nil | Nil | Nil | Nil | Nil | Nil | |



| Sr. | Name(s) of the Shareholder | Category of Shareholders (Promoter/ Public) | Number of Locked-in Shares | % to Total |
|-------|--------------------------------|---|----------------------------|------------|
| 1. | YASH RAJ BIOTECHNOLOGY LTD | Promoter | 1435800 | 63.813 |
| 2. | ALPESH PRAGJI BHANUSHALI | Non-Prom. | 50000 | 2.222 |
| 3. | ANKIT MOHANLAL BHANUSHALI | Non-Prom. | 30000 | 1.333 |
| 4. | ARUNA PARESH BHANUSHALI | Non-Prom. | 25000 | 1.111 |
| 5. | CHHAYA VINOD BHANUSHALI | Non-Prom. | 35000 | 1.556 |
| 6. | DAMIYANTI PRAGJI BHANUSHALI | Non-Prom. | 32000 | 1.422 |
| 7. | KANJI VISHRAM BHANUSHALI MANGE | Non-Prom. | 50000 | 2.222 |
| 8. | NAYANA MOHAN DAMA | Non-Prom. | 50000 | 2.222 |
| 9. | NIRAJ MOHAN DAMA | Non-Prom. | 38000 | 1.689 |
| 10. | RAJESH UMARSHI MANGE | Non-Prom. | 25000 | 1.111 |
| 11. | RAJIV CHANDRAKANT KHOKHANI | Non-Prom. | 35000 | 1.556 |
| 12. | RAMESH JAGJIVANDAS PATEL | Non-Prom. | 50000 | 2.222 |
| 13. | RUPALI DEEPAK BHANUSHALI | Non-Prom. | 20000 | 0.889 |
| 14. | SATISH MULJI BHANUSHALI | Non-Prom. | 50000 | 2.222 |
| 15. | SHANTABEN DAYARAM DAMA | Non-Prom. | 45000 | 2.000 |
| 16. | SNEHA RAMESH PATEL | Non-Prom. | 25000 | 1.111 |
| 17. | VAINKUTH P. BHANUSHALI | Non-Prom. | 40000 | 1.778 |
| 18. | VINOD VAINKUTH BHANUSHALI | Non-Prom. | 50000 | 2.222 |
| TOTAL | | | 2085800 | 92.702 |



UTKAL SOAP PRODUCTS LTD.

(II)(a) STATEMENT SHOWING DETAILS OF DEPOSITORY RECEIPTS (DRs)

Page: 1


| Sl. Type of Outstanding DR (GDRs, SDRs, etc) | Number of Outstanding DRs | Number of Shares underlying outstanding DRs | Shares underlying Outstanding DRs as a Percentage of total number of shares (ie. Grand total(A)+(B)+ (C) indicated in Statement at para (I)(a) above) |
|---|---------------------------------|---|--|
|---|---------------------------------|---|--|

1. Nil

Nil

Nil

Nil



LITKAL SOAP PRODUCTS LTD.

(II)(b) STATEMENT SHOWING DETAILS OF DEPOSITORY RECEIPTS (DRs), WHERE UNDERLYING SHARES HELD BY 'PROMOTER/PROMOTER GROUP' ARE IN EXCESS OF 1% OF THE TOTAL NO. OF SHARES

Page: 1

| Srl. | Name of the DR Holder | Type of outstanding DR (ADRs, GDRs, SDRs, etc.) DRs | Number of Shares Underlying outstanding DRs | Shares underlying Outstanding DRs as Percentage of total number of shares (ie. Grand total(A)+(B)+(C) indicated in statement at para (I)(a) above |
|-------|-----------------------|---|---|---|
| 1. | Nil | Nil | Nil | Nil |
| 2. | Nil | Nil | Nil | Nil |
| TOTAL | Nil | Nil | Nil | Nil |

