

# UTKAL SOAP PRODUCTS LIMITED

Date: 17/01/2015

To,  
Corporate Service Department,  
**The Calcutta Stock Exchange Limited**  
7, Lyons Range  
Kolkata 700001  
Phones: 4025 3000 (Board)  
FAX: (033) 2210 4500, 4025 3030

**Sub: Share Holding Pattern for the quarter ended 31<sup>st</sup> December, 2014  
pursuant to clause 35 of Listing Agreement.**

Dear Sir,

With reference to caption subject matter, we are enclosing herewith the copy of Share Holding Pattern for the quarter ended 31<sup>st</sup> December, 2014 pursuant to clause 35 of Listing Agreement.

Kindly acknowledge the receipt of the same.

Kindly acknowledge the same and oblige.

For **UTKAL SOAP PRODUCTS LIMITED**

  
Director



---

REGD. OFF.: MMS CHAMBERS, 4A COUNCIL HOUSE STREET, KOLKATA-700 001, INDIA

PHONE: 2248 0210 • FAX : 2248 7018

E-Mail : [utkalsoap@gmail.com](mailto:utkalsoap@gmail.com)

CIN NO.: L51909WB1973PLC028878

NICHE TECHNOLOGIES PRIVATE LIMITED  
( REGISTRAR & TRANSFER AGENT )  
D-511 BAGREE MARKET, 5TH FLOOR, 71 B.R.B. BASU ROAD, KOLKATA - 700 001  
PHONES : 2235-7271/7270/3070 2234-3576 FAX: 2215-6823  
E-Mail : nichetechpl@nichetechpl.com

---

TO WHOMSOEVER IT MAY CONCERN  
-----

COMPANY : UTKAL SOAP PRODUCTS LTD.

ISIN : INE500C01017

THIS IS TO CERTIFY THE FOLLOWING :

	AS ON 31/12/2014	AS ON 30/09/2014
TOTAL NSDL POSITION :	71650	71650
TOTAL CDSL POSITION :	270400	229145
TOTAL DEMATERIALISED SHARES :	342050	300795
TOTAL PHYSICAL SHARES :	57950	99205
TOTAL ISSUED CAPITAL :	400000	400000

FOR NICHE TECHNOLOGIES PVT. LTD.  
(REGISTRAR & TRANSFER AGENT)



( AUTHORISED SIGNATORY )

PLACE : KOLKATA

DATE : 01.01.2015



LIST OF NSDL & CDSL DEMATS CONFIRMED FOR THE PERIOD FROM 01/10/2014 TO 31/12/2014

Sr1	DP-Id DP Name DRN No.	Client Id	Client Name and Joint Name(s)	Requested Quantity	Accepted Quantity	Rejected Rej. Quantity Code	DRF Receipt Date	Request/ Cofirm Date	Days Elapsed
-----	-----------------------------	-----------	-------------------------------	-----------------------	----------------------	--------------------------------	---------------------	----------------------------	-----------------


Total Demats Confirmed/Pending Controls for the Period : 41255 41255 0

Company : UTKAL SOAP PRODUCTS LTD.

ISIN : IME500C01017

Summary of Demats Confirmed / Pending For the Period From 01/10/2014 To 31/12/2014

	No. of Requests	No. of Shares
1. Total Demats Confirmed as Accepted :	1	41255
2. Total Demats Pending :	0	0
3. Above 21 Days Confirmed Demats as Accepted :	0	0
4. Above 21 Days Pending Demats :	0	0



(I)(a) STATEMENT SHOWING SHAREHOLDING PATTERN

Name of the Company: UTKAL SOAP PRODUCTS LTD.  
Scrip Code: Name of the Scrip:  
Quarter Ended: 31/12/2014

Class of security:

Page: 1

Partly paid-up shares:-	No. of partly paid-up shares	As a % of total no. of partly paid-up shares	As a % of total no. of shares of the company
-------------------------	------------------------------	--	--

Held by promoter/promoter group

Held by public  
Total - D

Outstanding convertible securities:-	No. of outstanding securities	As a % of total no. of outstanding convertible securities	As a % of total no. of shares of the company, assuming full conversion of the convertible securities
--------------------------------------	-------------------------------	---	--

Held by promoter/promoter group

Held by public  
Total - E

Warrants:-	No. of warrants	As a % of total no. of warrants	As a % of total no. of shares of the company, assuming full conversion of warrants
------------	-----------------	---------------------------------	--


Held by promoter/promoter group

Held by public  
Total - F

Total paid-up capital of the company, assuming full conversion of warrants and convertible securities 400000




Category Code	Category of Shareholders	Number of shareholders	Total number of shares of	Number of shares held in Demat Form	As a % of (A+B)	As a % of (A+B+C)	Number of Pledged shares	As a percentage
(i)	(ii)	(iii)	(iv)	(v)	(vi)	(vii)	(viii)	(ix)=(viii/iv*100)
(A)	Total Shareholding of Promoter & Promoter Group							
(1)	Indian							
(a)	Individual/HUF	Nil	Nil	Nil	Nil	Nil	Nil	Nil
(b)	Central Govt. / State Govt.	Nil	Nil	Nil	Nil	Nil	Nil	Nil
(c)	Bodies Corporate	1	235800	235800	58.950	58.950	Nil	Nil
(d)	Fin. Institutions / Bank	Nil	Nil	Nil	Nil	Nil	Nil	Nil
(e)	Any Other	Nil	Nil	Nil	Nil	Nil	Nil	Nil
	Sub-Total of (A)(1)	1	235800	235800	58.950	58.950	Nil	Nil
(2)	Foreign							
(a)	Individuals (NRIs/Foreign)	Nil	Nil	Nil	Nil	Nil	Nil	Nil
(b)	Bodies Corporate	Nil	Nil	Nil	Nil	Nil	Nil	Nil
(c)	Institutions	Nil	Nil	Nil	Nil	Nil	Nil	Nil
(d)	Qualified Foreign Investors	Nil	Nil	Nil	Nil	Nil	Nil	Nil
(e)	Any Other	Nil	Nil	Nil	Nil	Nil	Nil	Nil
	Sub-Total of (A)(2)	Nil	Nil	Nil	Nil	Nil	Nil	Nil
	Shareholding of Promoter & Promoter Group (A) = A1+A2	1	235800	235800	58.950	58.950	Nil	Nil
(B)	Public Shareholding							
(1)	Institutions							
(a)	Mutual Funds / UTI	Nil	Nil	Nil	Nil	Nil	NA	NA
(b)	Fin. Institutions / Banks	Nil	Nil	Nil	Nil	Nil	NA	NA
(c)	Central Govt. / State Govt.	Nil	Nil	Nil	Nil	Nil	NA	NA
(d)	Venture Capital	Nil	Nil	Nil	Nil	Nil	NA	NA
(e)	Insurance Company	Nil	Nil	Nil	Nil	Nil	NA	NA
(f)	Foreign Inst. Investors	Nil	Nil	Nil	Nil	Nil	NA	NA
(g)	Foreign VC Investors	Nil	Nil	Nil	Nil	Nil	NA	NA
(h)	QFI - Corporate	Nil	Nil	Nil	Nil	Nil	NA	NA
(1)	Any Other	Nil	Nil	Nil	Nil	Nil	NA	NA
	Sub-Total (B)(1)	Nil	Nil	Nil	Nil	Nil	NA	NA
(2)	Non-Institutions							
(a)	Bodies Corporate	3	1100	Nil	0.275	0.275	NA	NA
(b)	Individuals							
	i. Individual Shareholders Holding Nominal Share Upto Rs. 1 Lakh	391	60900	4050	15.225	15.225	NA	NA
	ii. Individual Shareholders Holding Nominal Share greater than Rs. 1 Lakh	6	102200	102200	25.550	25.550	NA	NA
(c)	QFI - Individual	Nil	Nil	Nil	Nil	Nil	NA	NA
(d)	Any Other	Nil	Nil	Nil	Nil	Nil	NA	NA
	Sub-Total (B)(2)	400	164200	106250	41.050	41.050	NA	NA
	Total Public Shareholding (B) = (B)(1) + (B)(2)	400	164200	106250	41.050	41.050	NA	NA
	TOTAL (A)+(B)	401	400000	342050	100.000	100.000	Nil	Nil
(C)	Shares held by Custodians And against which DRs have been issued	Nil	Nil	Nil	Nil	Nil	NA	NA
(1)	Promoter and Promoter group	Nil	Nil	Nil	Nil	Nil	NA	NA
(2)	Public	Nil	Nil	Nil	Nil	Nil	NA	NA
	GRAND TOTAL (A)+(B)+(C)	401	400000	342050	100.000	100.000	Nil	Nil



b) Statement showing holding of securities (including shares/warrants, convertible securities) of persons belonging to the category [Promoter & Promoter Group] As on 31/12/2014

Name of the shareholder	Details of Shares Held				Encumbered shares(*)	Details of Warrants				Details of Convertible Securities			Total shares (including underlying shares assuming full conversion of warrants and convertible securities) as a % of diluted share capital
	Number of Shares held	As a % of grand total (A)+(B)+(C)	Number of Pledged Shares held	As a percentage of grand total (A)+(B)+(C)		Number of Warrants held	As a % of total warrants of same Class	Number of convertible securities held	Zw.r.t. total number of convertible securities of the same class	Number of convertible securities of the same class			
(ii)	(iii)	(iv)	(v)	(vi)=(v)/(iii)*100	(vii)	(viii)	(ix)	(x)	(xi)	(xii)			
YASH RAJ BIOTECHNOLOGY LTD	235800	58.950	0	0.000	0.000	0	0.000	0	0.000	58.950			
TOTAL	235800	58.950	0	0.000	0.000	Nil	Nil	Nil	Nil	58.950			



UTKAL SOAP PRODUCTS LTD.

(1)(c)(i) Statement showing holding of securities (including shares, warrants, convertible securities) of persons belonging to the category [PUBLIC] and holding more than 1.000(%) of the total number of shares as on 31/12/2014

Sl. Name(s) of the shareholder	Number of Shares held	Shares as a percentage of total number of shares (i.e., Grand Total (A)+(B)+(C) indicated in Statement at para (1)(a) above)	Details of Warrants		Details of convertible securities		Total shares (including underlying shares assuming full conversion of warrants and convertible securities) as a % of diluted share capital
			Number of Warrants held	As a % of total number of warrants of the same class	Number of convertible securities held	W.r.t. total number of convertible securities of the same class	
1. ANANDKUMAR GOVINDPRASAD MUNDRA	17500	4.375	0	0.000	0	0.000	4.375
2. FRAVIN LAXTIDAS MANGE	15000	4.000	0	0.000	0	0.000	4.000
3. RINKU VINOD BHAKSHALI	17500	4.375	0	0.000	0	0.000	4.375
4. RUDRANI JAYANT BHAKSHALI	16200	4.050	0	0.000	0	0.000	4.050
5. SUSHEELA JANNIKRISHNA	17500	4.375	0	0.000	0	0.000	4.375
6. VINOD CHANDLAL MAW	17500	4.375	0	0.000	0	0.000	4.375
7. VIVEK MANGE	8600	2.150	0	0.000	0	0.000	2.150
TOTAL	110800	27.700	Nil	Nil	Nil	Nil	27.700



UTKAL SOAP PRODUCTS LTD.

(1)(c)(ii) Statement showing holding of securities (including shares, warrants, convertible securities) of persons (together with PAC) belonging to the category [PUBLIC] and holding more than 5,000(2) of the total number of shares of the company as on 31/12/2014

Sr. Name(s) of the shareholder and the Persons Acting in Concert (PAC) with them	Number of Shares held	Shares as a percentage of total number of shares (i.e., Grand Total (A)+(B)+(C) indicated in Statement at para (1)(a) above?	Details of Warrants held	As a % of total warrants held	Number of convertible securities held	% of total number of convertible securities of the same class	Total Shares (including underlying shares assuming full conversion of warrants and convertible securities) as a % of diluted share capital
1.	NIL	NIL	NIL	NIL	NIL	NIL	NIL






Sr1. Name(s) of the Shareholder	Category of Shareholders Locked-in Shares (Promoter/ Public)	Number of Locked-in Shares	% to Total
1. YASH RAJ BIOTECHNOLOGY LTD	Promoter	235800	58.950
TOTAL		235800	58.950



Sr1. Type of Outstanding DR (ADRs, GDRs, SDRs, etc)	Number of Outstanding DRs	Number of Shares underlying outstanding DRs	Shares underlying Outstanding DRs as a Percentage of total number of shares (ie. Grand total(A)+(B)+ (C) indicated in Statement at para (I)(a) above)
1. Nil	Nil	Nil	Nil



(II)(b) STATEMENT SHOWING DETAILS OF DEPOSITORY RECEIPTS (DRs), WHERE UNDERLYING SHARES HELD BY 'PROMOTER/PROMOTER GROUP' ARE IN EXCESS OF 1% OF THE TOTAL NO. OF SHARES

SrI. Name of the DR Holder	Type of outstanding DR (ADRs, GDRs, SDRs, etc.) DRs	Number of Shares Underlying outstanding DRs	Shares underlying Outstanding DRs as Percentage of total number of shares (ie. Grand total(A)+(B)+(C) indicated in statement at para (I)(a) above
1. Nil	Nil	Nil	Nil
2. Nil	Nil	Nil	Nil
<b>TOTAL</b>	Nil	Nil	Nil

